



AARC Programmatic Report End of Year Report 2009

Randy Hinkle
2/1/2010

Feb. 1

The Alamo Area Resource Center continues to exceed projections in clients accessing services. For calendar year 2009, AARC served 1,736 unduplicated clients compared to 1,487 for the total calendar year of 2008 (see Chart 1, which represents a 16.75% increase over 2008 for UDC. In addition, AARC had 48,270 client contacts compared to 42,426 in 2008, an increase of 5,844 or 13.77%. Four hundred twenty four new clients accessed services in 2009. Women continue to see a high increase with a 4% increase over 2008. We are also continuing to see increases in the Hispanic and African American populations with a significant increase in the Hispanic male youth MSM population ranging in age from 18-24.

Cross Titles Data Summary		
4818 - Alamo Area Resource Center		
Reporting period: 1/1/2009 to 12/31/2009		
Unduplicated number of clients served:		1,736
Unduplicated number of new clients served:		424
Age		
Category	Total	Percent
< 2	18	1.04%
2-12	164	9.45%
13-24	168	9.68%
25-44	752	43.32%
45-64	605	34.85%
65 and over	29	1.67%
Gender		
Category	Total	Percent
Female	506	29.15%
Male	1,210	69.70%
Other	20	1.15%
Ethnicity		
Category	Total	Percent
Hispanic American Indian or Native Alaskan	2	0.12%
Hispanic Black or African American	7	0.40%
Hispanic More than one race	6	0.35%
Hispanic Native Hawaiian or Other Pacific Islander	1	0.06%
Hispanic Not reported	15	0.86%
Hispanic White	1,050	60.48%
Non-Hispanic American Indian or Native Alaskan	7	0.40%
Non-Hispanic Asian	4	0.23%
Non-Hispanic Black or African American	338	19.47%
Non-Hispanic More than one race	8	0.46%
Non-Hispanic Native Hawaiian or Other Pacific Islander	2	0.12%
Non-Hispanic Not reported	1	0.06%
Non-Hispanic White	295	16.99%

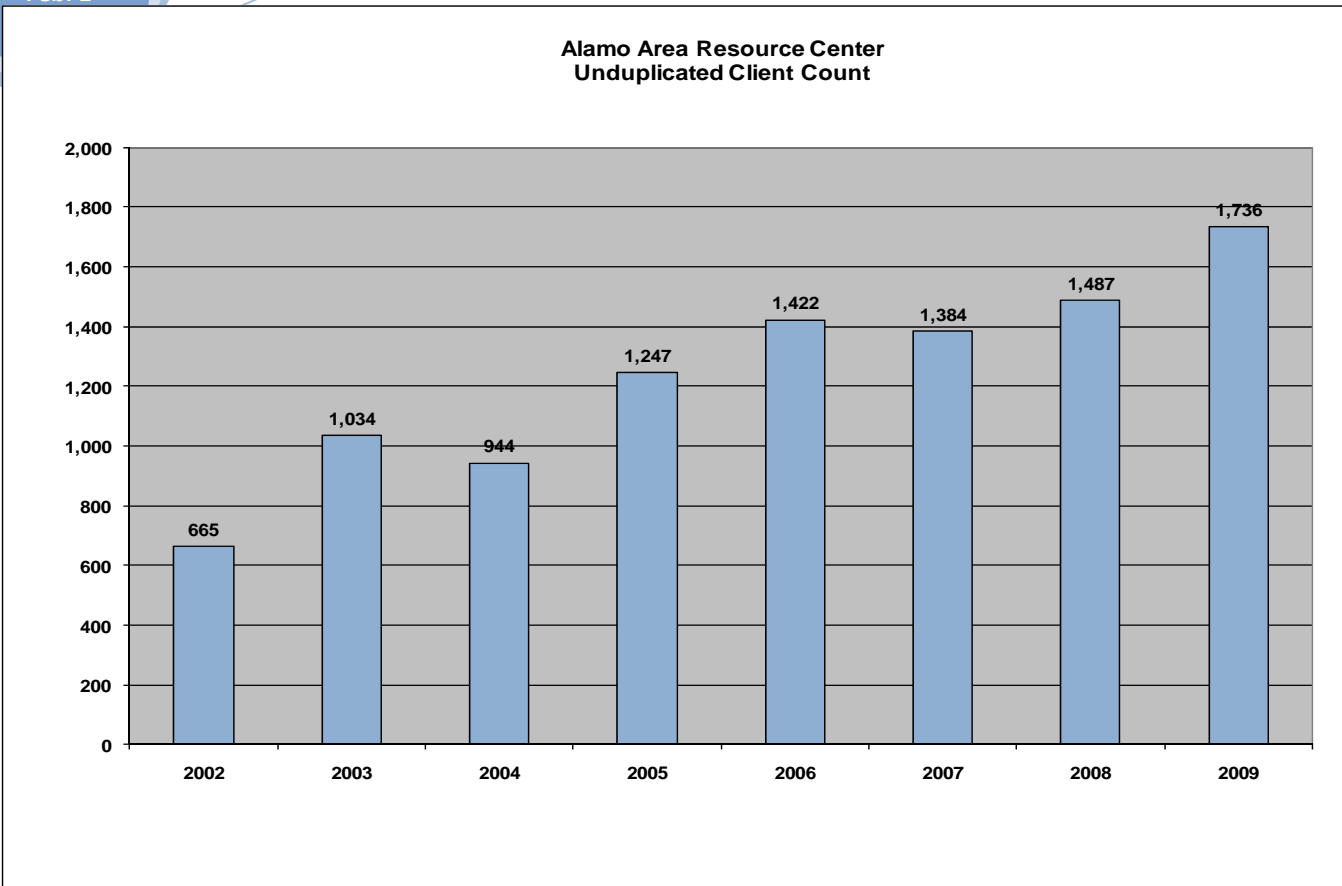


Chart 1

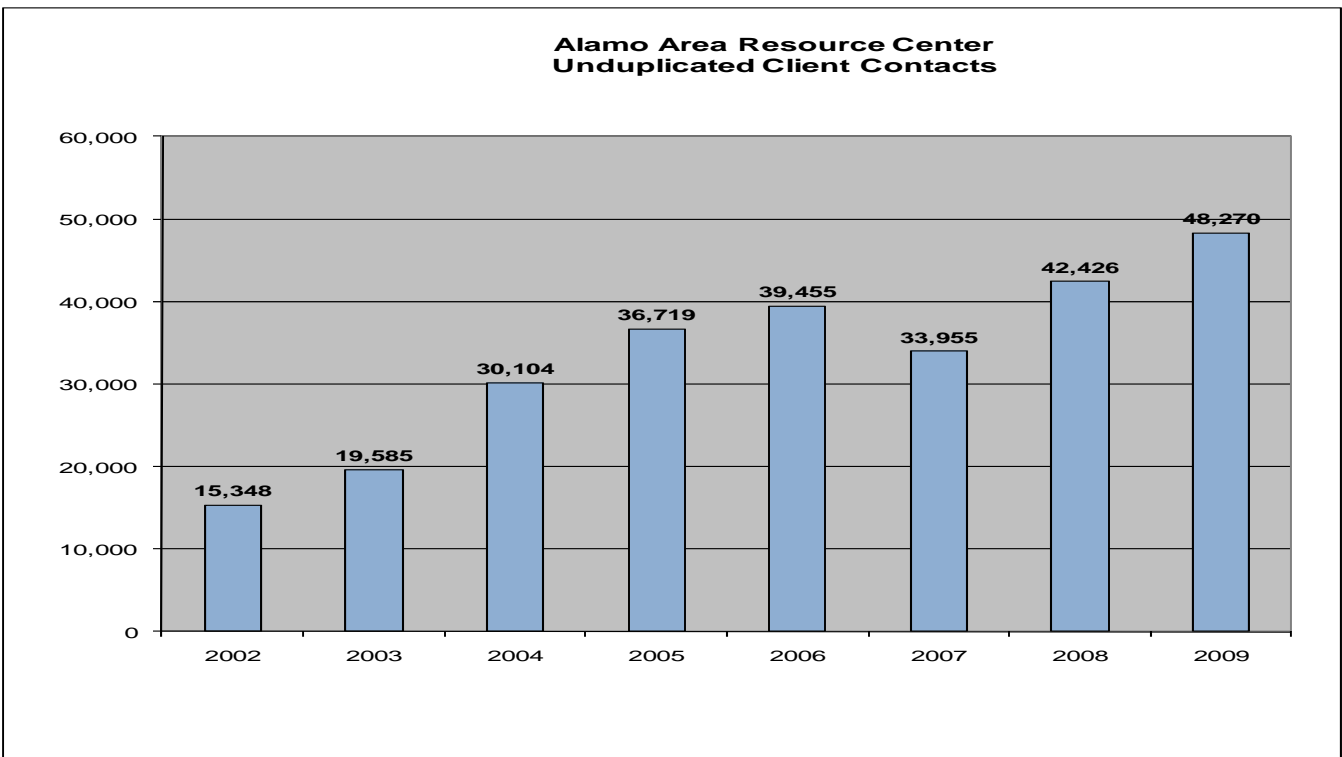


Chart 2

Alamo Area Resource Center Gender Comparison

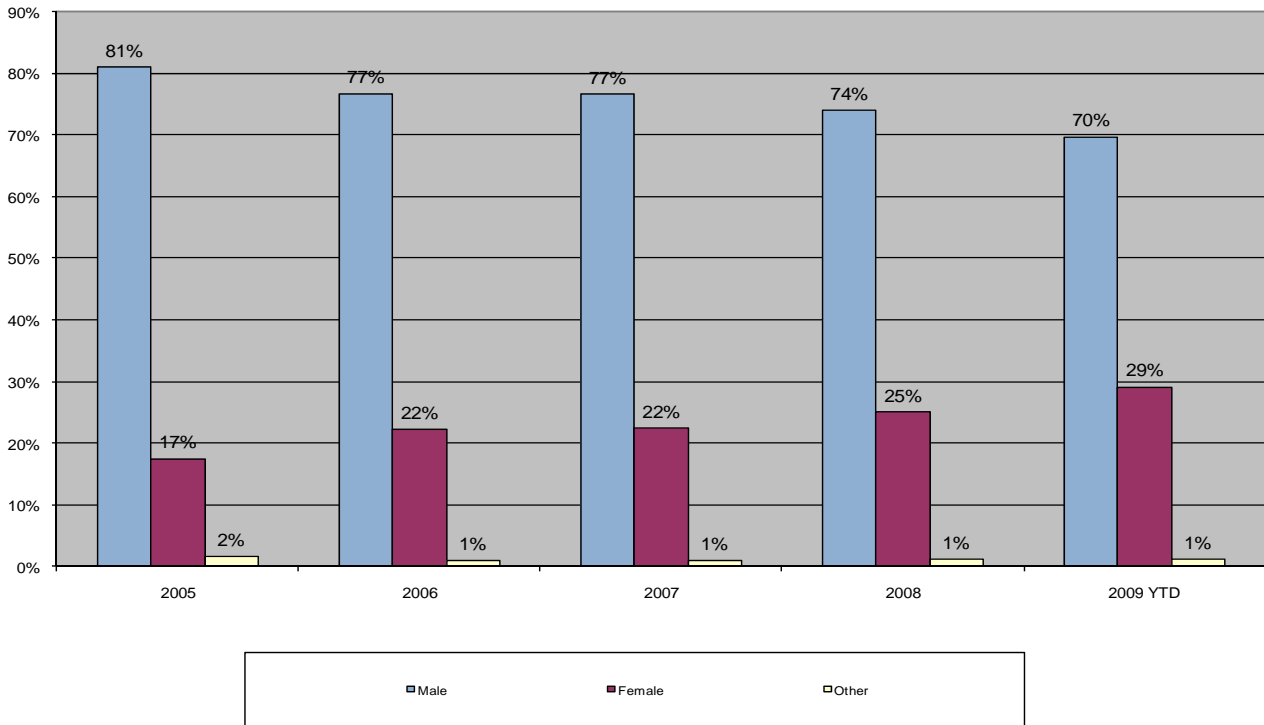


Chart 3

Alamo Area Resource Center Age Comparison

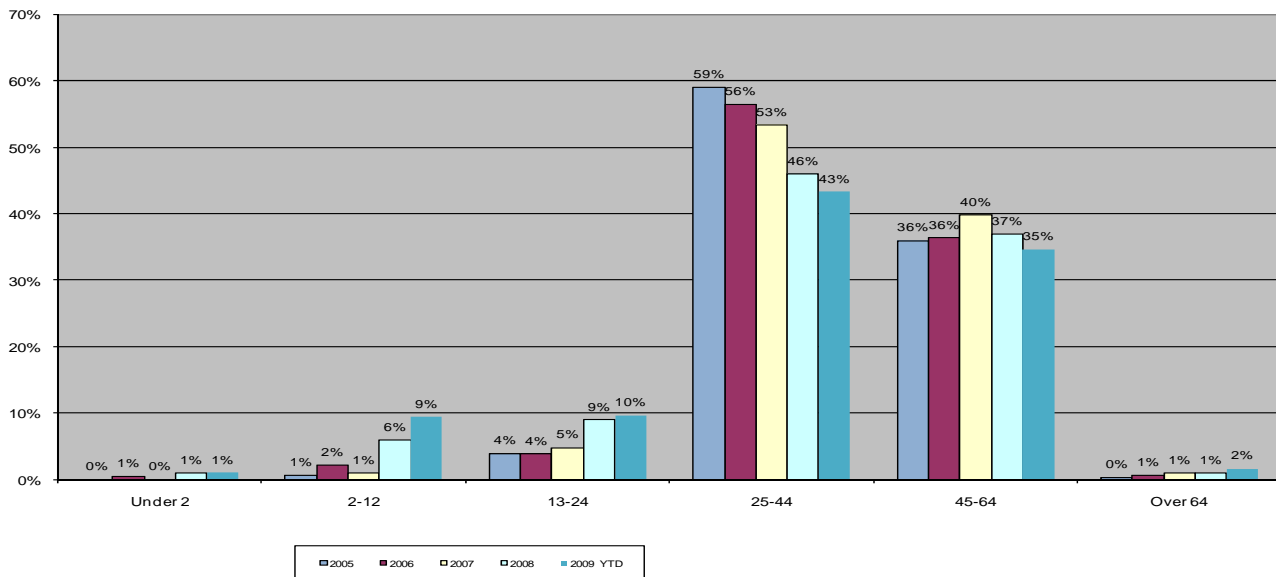


Chart 4

Alamo Area Resource Center Ethnicity Comparison

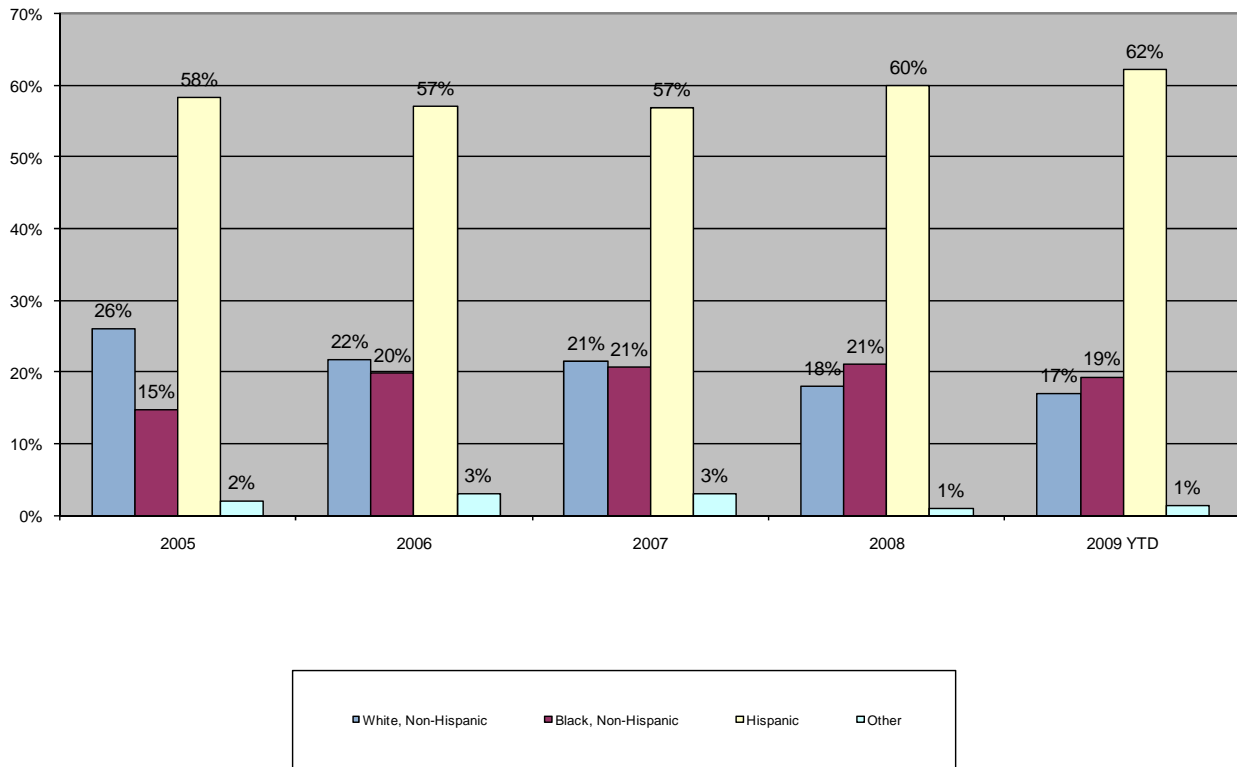


Chart 5

Case Management

Medical Case Management

Medical Case Management – AARC’s on-site and mobile medical case management program assists clients with HIV/AIDS to access care and/or remain in care by the coordination and procurement of needed services so that the problems associated with living with the disease are mitigated. AARC continues to see increases in Primary Medical Case Management. Approximately 90% of the clients transitioned from Early Intervention Services choose AARC as their Primary Case Management Agency. AARC currently has 4 full-time case managers and the Director of Case Management/Care Coordination.

Race, with Hispanic	Male	Female	Transgender MTF	UDC
American Indian or Alaskan Native	5	0	0	5
Asian	2	0	0	2
Black or African American (not Hispanic)	76	55	1	132
Hispanic or Latino(a)	286	99	7	392
More than one race	1	2	0	3
Native Hawaiian or Other Pacific Islander	1	0	0	1
White (not Hispanic)	90	30	0	120
UDC	461	186	8	655

Chart 6

Case Management (non-Medical)

Non-Medical Case Management – AARC provides advice and assistance in obtaining medical, social, community, legal, financial, and other needed services. Non-medical Case Management continues to see high utilization. Services provided under this category include referrals for rent/utility assistance, child care, SSI/SSDI application assistance, food stamp assistance, etc.

Race, with Hispanic	Male	Female	Transgender MTF	UDC
American Indian or Alaskan Native	6	1	0	7
Asian	2	0	0	2
Black or African American (not Hispanic)	142	105	2	249
Hispanic or Latino(a)	565	238	10	813
More than one race	1	2	0	3
Unknown/Unreported	0	1	0	1
White (not Hispanic)	163	52	0	215
UDC	879	399	12	1290

Chart 7

Counseling Services

Mental Health Counseling – Counseling services are offered to individuals with a diagnosed mental disorder. These services are conducted in a group or individual setting, and provided by Licensed Professional Counselors on-site at the agency and via mobile outreach to client residences.

Feb. 1

Psychiatry – Psychiatry services including the prescribing and monitoring of psychotropic medications are offered to individuals with a diagnosed mental disorder and are provided by a licensed psychiatrist.

Substance Abuse Counseling – AARC provides substance abuse counseling services to include the provision of prevention, and/or treatment to address substance abuse (including alcohol, legal and illegal drugs) problems in an outpatient setting.

AARC's program provides a systemic team approach with Licensed Professional Counselors providing counseling on-site at the agency and in client's residences. Counseling Services continues to see a high number of unduplicated clients. All new clients are referred for an initial assessment. In addition, Early Intervention Services has increased the utilization of counseling services with the referral of newly diagnosed clients. Psychiatry is also experiencing higher utilization with 32 psychiatric evaluations completed this year, and 76 clients being monitoring for medication compliance.

Mental Health Counseling

Race, with Hispanic	Male	Female	Transgender MTF	UDC
American Indian or Alaskan Native	1	0	0	1
Asian	2	0	0	2
Black or African American (not Hispanic)	32	28	1	61
Hispanic or Latino(a)	167	76	2	245
More than one race	0	2	0	2
White (not Hispanic)	57	16	0	73
UDC	259	122	3	384

Chart 8

Substance Abuse

Race, with Hispanic	Male	Female	Transgender MTF	UDC
American Indian or Alaskan Native	1	0	0	1
Asian	1	0	0	1
Black or African American (not Hispanic)	18	15	0	33
Hispanic or Latino(a)	106	41	3	150
More than one race	0	1	0	1
White (not Hispanic)	34	10	0	44
UDC	160	67	3	230

Chart 9

Feb. 1

Early Intervention Services

Early Intervention Services of South Texas (EISST) - assists individuals recently diagnosed with HIV or those with HIV who have not yet established a regimen of regular medical care. EISST provides intensive case management, coordinates patient medical care and offers fact based information about HIV infection and its impact on daily life. Our goal is to reduce barriers to care and improve the quality of life while managing a chronic disease.

In 2009, AARC 303 unduplicated clients in Early Intervention Services. Of the 303 served 97 were female (32%). Of the total served, 31 (10.23%) were between the ages of 18-24. The status of the clients entering EIS were 76% HIV+ and 18% AIDS and 6% related/affected. The current status of the clients is 70% In Care, 3% Scheduled for Intake, 9% New Referrals, and 18% Referred but no contact. This program has proved very successful with the marketing campaign of Billboard, bus shelters, bus cards and print advertisements. The THRIVE marketing campaign ended in January. AARC is currently applying for EIS under MAI and State Services with the RFP due at the end of February.

Race, with Hispanic	Male	Female	Transgender MTF	UDC
American Indian or Alaskan Native	1	0	0	1
Asian	1	1	0	2
Black or African American (not Hispanic)	30	22	0	52
Hispanic or Latino(a)	150	62	2	214
Native Hawaiian or Other Pacific Islander	1	0	0	1
White (not Hispanic)	21	12	0	33
UDC	204	97	2	303

Chart 10

Health Insurance Continuation

Health Insurance Continuation Program – AARC provides financial assistance for eligible individuals living with HIV to maintain a continuity of health insurance or to receive medical benefits under a health insurance program. This includes premium payments, risk pools, co-payments and deductibles.

Health Insurance Continuation is very successful. As of December 31, 2009, AARC has served 271 unduplicated clients. AARC pays COBRA premiums, Insurance Co-Pays, Insurance Deductibles, and Care Link Payments. AARC currently has 185 individuals on Care Link. This is a significant cost savings for the Ryan White Program. The average cost of medical care for one individual per year is \$4,800. The annual average cost of Care Link is \$540. The total cost for the 167 individuals would be \$888,000, Care Link is \$99,900. AARC has taken the lead in encouraging clients to transition to Care Link.

Race, with Hispanic	Male	Female	Transgender MTF	UDC
American Indian or Alaskan Native	2	0	0	2
Asian	1	0	0	1
Black or African American (not Hispanic)	28	15	0	43
Hispanic or Latino(a)	137	26	0	163
White (not Hispanic)	53	9	0	62
UDC	221	50	0	271

Chart 11

On-Site/Home Delivered Meals

Nutritional Services – AARC provides home delivered meals (meals on wheels) to individuals who are on home hospice, home health or who have been recently released from the hospital as well as on-site meals for those with multiple medical and social service appointments. All nutritional services are coordinated through the FFACTS Program Dietician. AARC provided on-site meals for clients who have scheduled medical appointments or multiple appointments on one day. Clients are given a meal voucher for the cafeteria. In addition, AARC provides Home Delivered Meals through Christian Senior Services to individuals who are on Home Health or Home Hospice.

Race, with Hispanic	Male	Female	Transgender MTF	UDC
American Indian or Alaskan Native	4	0	0	4
Asian	1	0	0	1
Black or African American (not Hispanic)	95	68	3	166
Hispanic or Latino(a)	319	128	8	455
More than one race	1	4	0	5
Unknown/Unreported	0	1	0	1
White (not Hispanic)	89	36	0	125
UDC	509	237	11	757

Chart 12

Transportation

Transportation – The Transportation Program provides transportation for medical appointments, counseling appointments, dental appointments and social service appointments through an agency conveyance system utilizing three vans. Priority is given for medical appointments. AARC continues to provide door to door transportation through its 3 van fleet. In addition, AARC provides full fare and half fare bus passes to qualified individuals.

Race, with Hispanic	Male	Female	Transgender MTF	UDC
Black or African American (not Hispanic)	60	31	1	92
Hispanic or Latino(a)	151	65	6	222
More than one race	2	3	0	5
Native Hawaiian or Other Pacific Islander	0	0	1	1
White (not Hispanic)	42	19	0	61
UDC	255	118	8	381

Chart 13

Housing and Financial Assistance

Greater San Antonio Housing Works Project – AARC is funded with a grant from the Housing Opportunities for Persons With AIDS (HOPWA) to provide The Greater San Antonio Housing Works Project. This program has developed a web-based database that links HIV+ individuals with affordable housing providers in their area. In addition, AARC has partnered with San Antonio Alternative Housing Corporation to conduct housing needs assessments and assist in locating and securing housing for qualified applicants.

HOPWA Rental and Vocational Assistance Program – AARC is funded with a SPNS Grant from HUD to provide transitional housing and vocational assistance job readiness, job training and job placement with the goal of increased self-sufficiency.

HOPWA Texas – AARC provides Short-term rental, mortgage and utility assistance and long-term rental assistance to qualified individuals. AARC provides Tenant Based Rental Assistance (TBRA) through its HOPWA SPNS grant. This grant expired on January 31, 2010. AARC has been proactive and has started transitioning clients to other programs. In addition to the SPNS grant, AARC provides TBRA and Short Term Rent Mortgage and Utility (STRMU) assistance under the State HOPWA program. AARC has also begun provided Short Term and Medium Term Rental Assistance under the Federal and State Stimulus funding for Homeless Prevention through the City of San Antonio.

Race, with Hispanic	Male	Female	Transgender MTF	UDC
American Indian or Alaskan Native	1	1	0	2
Black or African American (not Hispanic)	72	27	2	101
Hispanic or Latino(a)	173	66	4	244
More than one race	1	1	0	2
White (not Hispanic)	63	24	2	89
UDC	311	119	8	438

Chart 14

Peer Treatment Education

Peer Treatment Education Program – AARC provides HIV/AIDS care and treatment information designed to enable clients to make informed decisions about their primary medical, dental, behavioral and complementary services options and information to effectively access appropriate services. The Peer Treatment Education program continues to exceed expectations. With the implementation of the Early Intervention program, referrals have increased dramatically. Clients are mandated to receive HE/RR through EIS services before they can be transitioned to primary case management. The majority of clients continue to request these services after their initial session has been completed.

Race, with Hispanic	Male	Female	Transgender MTF	UDC
American Indian or Alaskan Native	1	0	0	1
Asian	1	0	0	1
Black or African American (not Hispanic)	25	21	1	47
Hispanic or Latino(a)	132	57	2	191
More than one race	0	1	0	1
White (not Hispanic)	28	15	0	43
UDC	187	94	3	284

Chart 15

Women of Color

AARC is a partner with the University of Texas Health Science Center, FFACTS Clinic and Mujeres Unidas for the Women of Color project. AARC is in the process of implementing this new grant. Patient Navigators will be charged with monitoring all of the non-medical aspects of care, including coordinating screenings and medical referrals; providing education to patients about chronic disease; identifying resources related to health insurance, financial assistance, medication, home care and transportation; researching and enrolling patients in applicable clinical trials; and helping patients overcome language and professional barriers. AARC has begun providing Patient Navigation Services, but will not be officially enrolling women into the program until March 2010.

Race, with Hispanic	Male	Female	Transgender MTF	UDC
Black or African American (not Hispanic)	0	11	0	11
Hispanic or Latino(a)	0	35	0	35
White (not Hispanic)	0	5	0	5
UDC	0	51	0	51

Chart 16

HIV/AIDS Health Improvement for Re-entering Ex-Offenders Initiative (HIRE)

Feb. 1

AARC was one of 8 grantees awarded in 3 states. AARC will coordinate discharge planning for HIV positive inmates returning to Bexar and surrounding counties before their release. Targets for discharge planning will include federal and state prisons, Immigration and Naturalization Services (INS) facilities, adult and juvenile facilities, and include county and municipal jails. Working from a coordinated "single point of care" model, medical professionals and social services staff will provide oversight for two full time trained HIRE Case Managers (HCM), who will be the key component in a centralized assessment and reintegration team to establish primary medical treatment and supportive social services in a continuum of care, including direct access to housing, mental health and substance abuse services, emergency financial assistance, vocational skills building and job referrals. The HCM team will work with discharge planners from the Texas Department of Criminal Justice (TDCJ) and the Bexar County Detention Center (BCDC) to assure all newly released ex-offenders who are HIV positive are not only reintegrated into the community, but also integrated into a medical and supportive services environment specifically designed to eradicate barriers to care. AARC, serving as the lead agency, will coordinate care by scheduling an initial intake and assessment within 48 hours of release to include a complete medical assessment at the University Hospital's FFACTS Clinic, a mental health and substance abuse assessment by AARC's mental health team and development of an Individual Service Plan (ISP), a plan developed by the client and HIRE Case Manager to identify and track existing ongoing needs such as transportation, housing, emergency financial assistance or other supportive services.

Race, with Hispanic	Male	Female	Transgender MTF	UDC
Black or African American (not Hispanic)	1	0	0	1
Hispanic or Latino(a)	3	1	0	4
White (not Hispanic)	2	0	0	2
UDC	6	1	0	7

Chart 17

